

Kali'uokapa'akai Collective Toolkit Series #1:
**What are Traditional Cultural
Places (TCP) & Districts?**



Table of Contents

What are Traditional Cultural
Places (TCPs)? - 03

Why are TCPs Important to Identify, Record
& Officially Register? - 04

Types of Historic Properties & TCPs - 05

What are “Historic Properties” and
Other Heritage? - 06

TCPs can be Officially Recognized in the
Following Ways - 07

Recognizing your TCP - 08

Reviewing the NPS Guidance - 09

Identify your TCP - 10

Prepare a TCP Study - 11

Complete an SIHP Request Form- 12

Prepare an HRHP Nomination or a Combined
HRHP & NRHP Nomination - 13

Submit the Nomination to the SHPD - 14

Revising & Resubmitting the Nomination
Forms - 15


Helpful Links & Resources - 16


Suggested Citation

The Kaliuokapaakai Collective
2025 What are Traditional Cultural Places
(TCP) and Districts? Hakalau, Hawai'i.

© Photos: Huliauapa'a
Copyright 2025 Kali'uokapa'akai Collective

By accessing this report, you agree to respect these terms of use: This copyrighted content is made available by The Kali'uokapa'akai Collective for community, educational, and personal use only. It may not be used for commercial purposes, copied, published, or disseminated without permission of the copyright holders.





What are Traditional Cultural Places (TCPs)?



Traditional cultural places (TCPs) are defined by the National Park Services (NPS) as “...a building, structure, object, site, or district that may be listed or eligible for listing in the National Register for its significance to a living community because of its association with cultural beliefs, customs, or practices that are rooted in the community’s history and that are important in maintaining the community’s cultural identity.”

(NPS 2024:7)

TCPs are an official type or kind of historic property.



Why are TCPs important to identify, record, and officially register?

As cultural anchors to place, ancestral knowledge, and practices, wahi kūpuna are strikingly similar to traditional cultural places. So, there is some alignment between the Hawaiian concept and understanding of wahi kūpuna and the official designation of a TCP.

Official TCP recognition bundles together the intangible and tangible parts that contribute to the cultural importance and significance of a place in ways that dots on a map and bounded sites typically do not. They can, if designed and researched with intention, identify and connect the significant components of a place.

Ideally, registering places as TCPs in Hawai'i should ensure a more holistic understanding and recognition of their Hawaiian cultural significance.

During historic preservation and environmental compliance processes, official TCP designation means project impacts are measured against all the components of the TCP.



Types of Historic Properties and TCPs

STRUCTURE

**"The term 'structure' is used to distinguish from buildings and functional constructions for purposes other than creating human shelter."
(NPS 2024:9).**

OBJECT

**"The term 'object' is used to distinguish from buildings and structures those constructions that are primarily artistic in nature or are relatively small in scale and simply constructed. Although it may be movable, by nature or design, an object is associated with a specific setting or environment."
(NPS 2024:9).**

SITE

**"A site is the location of a significant event, occupation or activity, or a building or structure, whether standing, ruined, or vanished, where the location itself possesses historic, cultural, or archeological value regardless of the value of any existing structure."
(NPS 2024:9).**

DISTRICT

**"A district possesses a significant concentration, linkage, or continuity of sites, buildings, structures, or objects united historically or aesthetically by plan or physical development."
(NPS 2024:9).**

BUILDING

**"A building ... is created principally to shelter any form of human activity. 'Building' may also be used to refer to a historically and functionally related unit[.]"
(NPS 2024:9).**



What are “Historic Properties” and Other Heritage?

Below are definitions of “Historic Properties” from the National Park Service, the National Historic Preservation Act, and the Hawai‘i Revised Statutes.

“Historic properties are any prehistoric or historic districts, sites, buildings, structures, or objects that are eligible for or already listed in the National Register of Historic Places. Also included are any artifacts, records, and remains (surface or subsurface) that are related to and located within historic properties and any properties of traditional religious and cultural importance to Tribes or NHOs.”

(NPS 2012)

National Park Services (NPS)

“[P]rehistoric or historic district, site, building, structure, or object included in, or eligible for inclusion on, the National Register of Historic Places, including artifacts, records, and material remains related to such a property or resource.” 54 U.S.C. §300308.

National Historic Preservation Act (NHPA)

“[A]ny building structure, object, district, area, or site, including heiau or underwater site, which is fifty years old.” (HRS §6E-2).

Hawai‘i Revised Statutes (HRS) §6E



TCPs can be officially recognized in the following ways:

State Inventory of Historic Places (SIHP): the official, ever-expanding inventory of historic properties in Hawai'i.

Hawai'i Register of Historic Places (HRHP): "an official list of properties that have been recognized for their significance to the history, architecture, archaeology, or culture of Hawai'i communities." (SHPD 2024)

National Register of Historic Places (National Register): "the official list of the Nation's historic places worth of preservation" (NPS 2024:99). The purpose of the NRHP is to recognize, not protect, historic properties.





Recognizing your TCP

1

Review the [NPS Guidance](#) on NRHP listing and TCPs.

2

Identify your TCP.

3

Prepare a TCP study.

4

Complete an [SIHP request form](#) of your wahi as a TCP.

5

Prepare an [HRHP Nomination](#) **OR** Prepare a Combined [HRHP and NRHP Nomination form](#).

6

Submit the nomination to the SHPD for review by the HPRB [deadline for consideration](#).

7

Revise the nomination per SHPD's request, if necessary.

8

Resubmit the nomination to the SHPD, who submits the nomination to the HPRB.

9

Submit the public comment to the HPRB, if desired. Can also request others to submit public comment to the HPRB.

10

Attend the HPRB nomination hearing and potentially answer questions about the nomination.

11

Revise the nomination per the HPRB's request, if necessary.

Steps 12-15 are optional should you choose to pursue a NRHP listing.

12

Ensure the SHPD submits your nomination to the NRHP within the 90 day timeframe mandated by law.

13

Track the progress of your nomination in the NRHP's 45 day review process. If desired, submit public comment in support of your nomination and encourage others to do the same. The NPS will publicly report the nomination in the Federal Register.

14

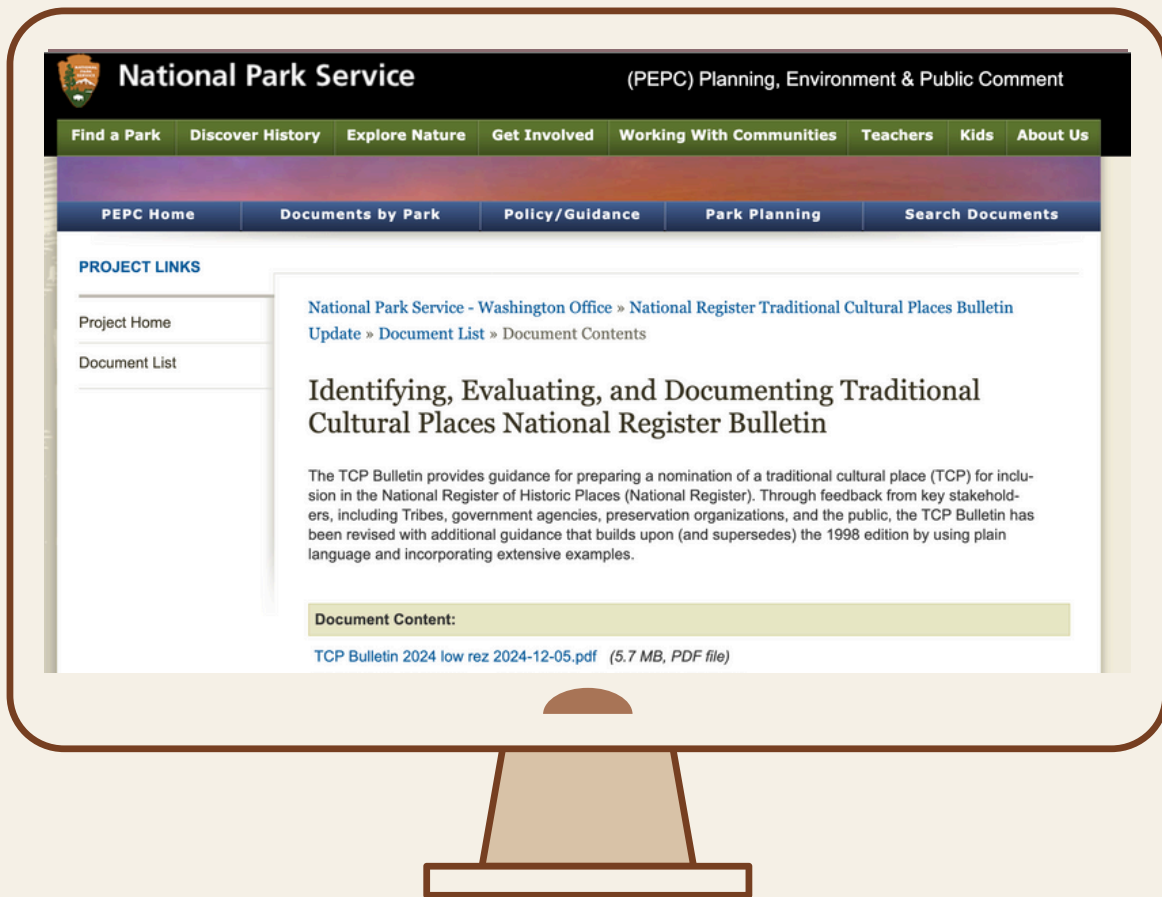
If requested by the NPS, revise the nomination.

15

NRHP listing!

1

Reviewing the NPS guidance on NRHP listing and TCPs



GO TO:

[www.nps.gov/subjects/nationalregister/
upload/NRB-15_web508.pdf](http://www.nps.gov/subjects/nationalregister/upload/NRB-15_web508.pdf)



2

Identify Your TCP

Gather preliminary information about the wahi:

Place names,
ahupua'a, & moku

Cultural significance

Address and Tax
Map Key Information

Cultural practices &
resources associated
with the place,
including oral
traditions

Mahele 'āina
information

Ali'i associated with
the place

Historical Uses

Current landowner

Will this preliminary information of this wahi meet the threshold integrity and significance criteria for a TCP?

In what ways does the place maintain its **integrity**? How does that correlate with the official, technical definition of **integrity**?

In what ways does the place carry cultural **significance**? How does that correlate with the official, technical definition of **significance**?

What **significance** threshold criteria does the place meet?

Does the place also meet the additional **significance** threshold criteria for Hawai'i?

3

Prepare a TCP Study

Deeper dive background research with an emphasis on Hawaiian primary sources and oral traditions:

1. Cultural practices and resources associated with the place, including oral traditions.
2. Hawaiian and other primary accounts of the place.
3. Ali'i associated with the place.
4. Māhele 'Āina information.
5. Historical trajectories and uses.
6. What is the place like today? (current condition + uses)

Ethnography of those who carry knowledge about a place, if applicable.

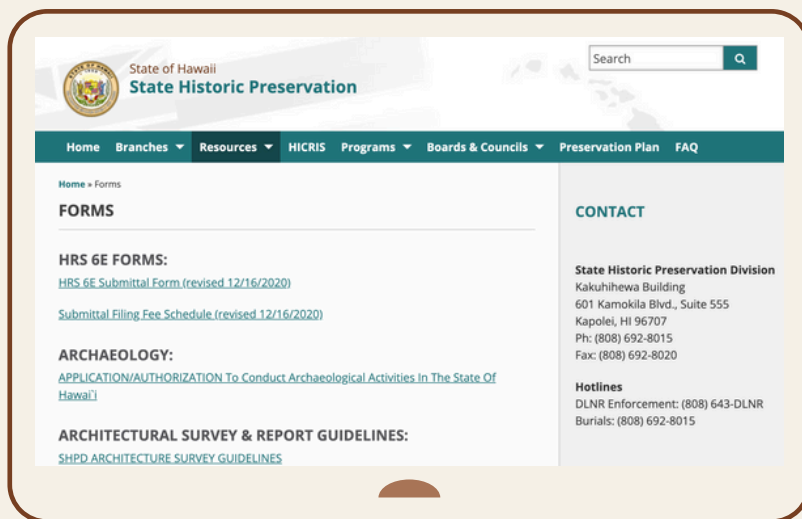
How does the information gathered in the prior parts inform the question below?

1. In what ways does the place maintain its integrity? how does that correlate with the official, technical definition of integrity?
2. In what ways does the place carry cultural significance? How does that correlate with the official, technical definition of significance?
3. What significance threshold criteria does the place meet?
4. Does the place also meet the additional significance threshold criteria for Hawai'i?

4

GO TO:

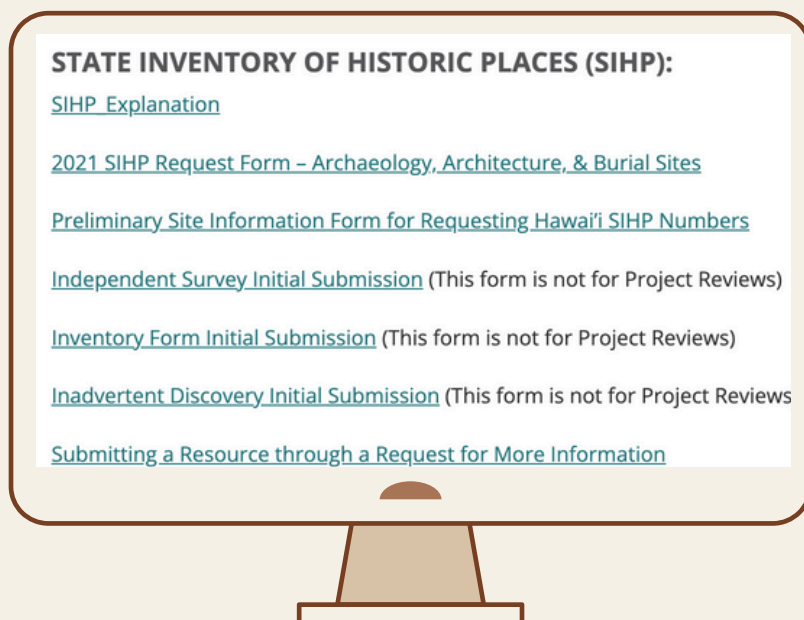
www.dlnr.hawaii.gov/shpd/forms



Complete an
SIHP request
form

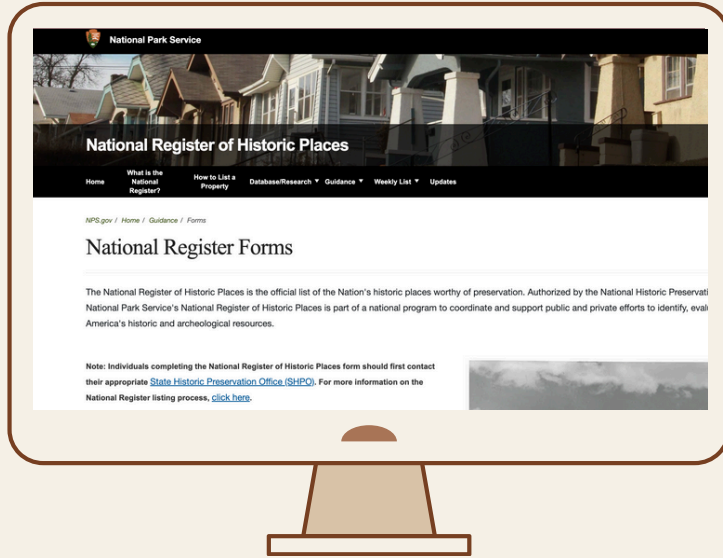


Select appropriate form!



5

Prepare an HRHP Nomination OR Prepare a Combined HRHP & NRHP Nomination



GO TO:
www.nps.gov/subjects/nationalregister/national-register-forms.htm

Prepare an HRHP Nomination

Same form can be used for HRHP but always check whether the form is current and correct.

Prepare a Combined HRHP & NRHP Nomination

United States Department of the Interior
 National Park Service
National Register of Historic Places Registration Form

This form is for use in nominating or requesting determinations for individual properties and districts. See instructions in National Register Bulletin, *How to Complete the National Register of Historic Places Registration Form*. If any item does not apply to the property being documented, enter "N/A" for "not applicable." For functions, architectural classification, materials, and areas of significance, enter only categories and subcategories from the instructions.

1. Name of Property
 Historic name: _____
 Other names/site number: _____
 Name of related multiple property listing: _____
 (Enter "N/A" if property is not part of a multiple property listing)

2. Location
 Street & number: _____
 City or town: _____ State: _____ County: _____
 Not For Publication: Vicinity:

3. State/Federal Agency Certification
 As the designated authority under the National Historic Preservation Act, as amended,
 I hereby certify that this _____ nomination _____ request for determination of eligibility meets

United States Department of the Interior
 National Park Service
National Register of Historic Places Registration Form

This form is for use in nominating or requesting determinations for individual properties and districts. See instructions in National Register Bulletin, *How to Complete the National Register of Historic Places Registration Form*. If any item does not apply to the property being documented, enter "N/A" for "not applicable." For functions, architectural classification, materials, and areas of significance, enter only categories and subcategories from the instructions.

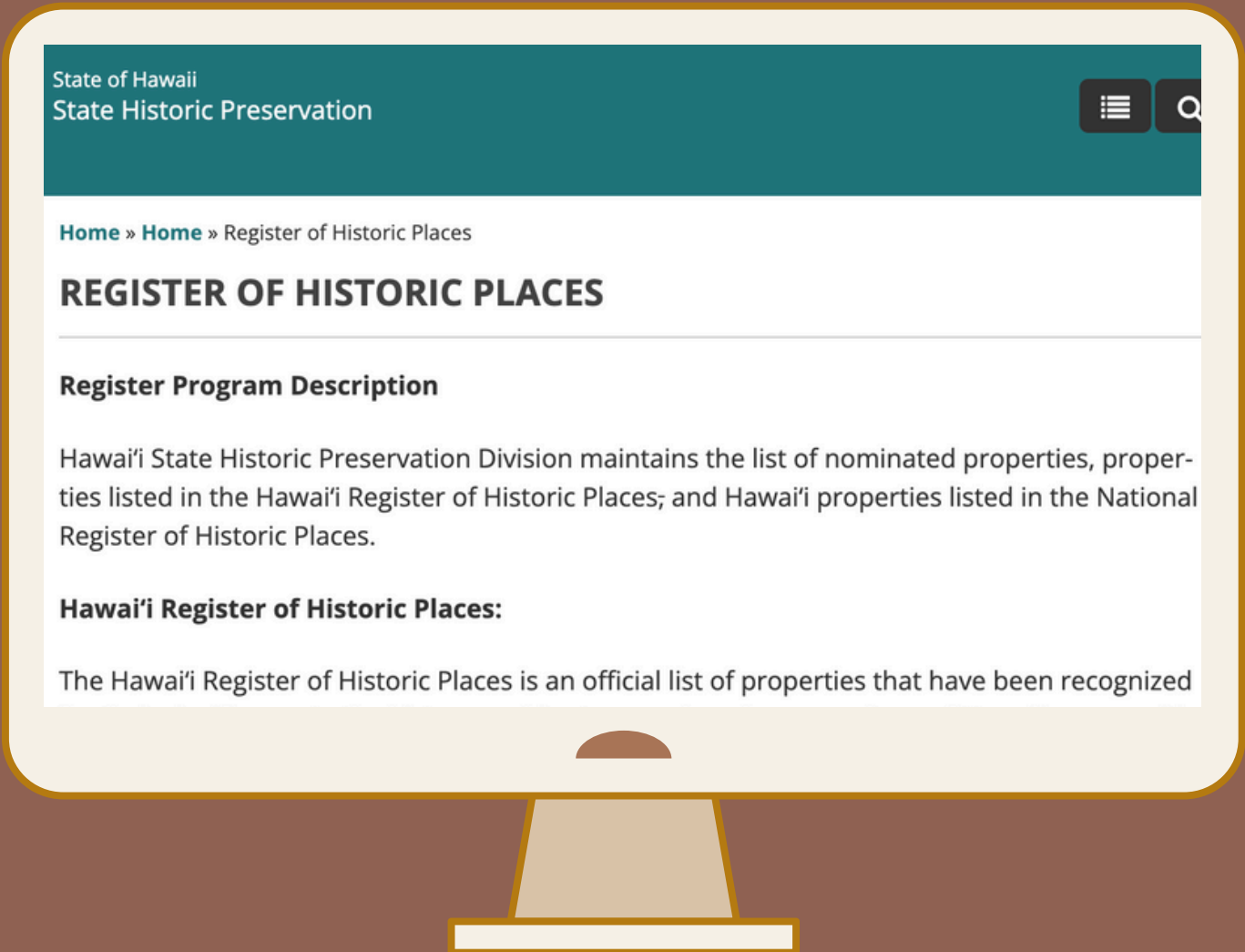
1. Name of Property
 Historic name: _____
 Other names/site number: _____
 Name of related multiple property listing: _____
 (Enter "N/A" if property is not part of a multiple property listing)

2. Location
 Street & number: _____
 City or town: _____ State: _____ County: _____
 Not For Publication: Vicinity:

3. State/Federal Agency Certification
 As the designated authority under the National Historic Preservation Act, as amended,
 I hereby certify that this _____ nomination _____ request for determination of eligibility meets

6


Submit the nomination to the SHPD for review by the Historic Places Review Board deadline for consideration



GO TO:

www.dlnr.hawaii.gov/shpd/home/state-register






Steps 7-15 consist of revising and resubmitting nomination forms.

There is a public comment period for each submitted nomination.

The public comment period occurs one month prior to the HPRB hearing and upon initial NPS submittal.





Helpful Resources and Links

FEDERAL RESOURCES:

TCP Bulletin 2024: parkplanning.nps.gov/projectHome.cfm?projectID=107663

National Register Forms:

www.nps.gov/subjects/nationalregister/national-register-forms.htm

STATE RESOURCES:

State Historic Preservation Forms:

dlnr.hawaii.gov/shpd/forms

Hawaii Historic Places Review Board:

dlnr.hawaii.gov/shpd/home/state-register/state-review-board

Hawaii Administrative Rules Chapter 198: The Hawaii and National Registers of Historic Places Programs: files.hawaii.gov/dlnr/shpd/rules/198.pdf

Register of Historic Places: dlnr.hawaii.gov/shpd/home/state-register/#:~:text=The%20Hawai'i%20Register%20of%20Historic%20Places%20is%20an%20official,culture%20of%20Hawai'i%20communities

State Inventory of Historic Places:

dlnr.hawaii.gov/shpd/files/2023/03/HistoricRegisters_24March2023.xls

State Historic Preservation Review Board Meetings and Agendas:

dlnr.hawaii.gov/shpd/review-board-meetings-agendas

KALI'UOKAPA'AKAI COLLECTIVE

Toolkit Series #1: Traditional Cultural Places & Districts

This document provides an overview of Traditional Cultural Places (TCP) and Historic Properties. While not exhaustive, it outlines key steps that may assist those interested in nominating a wahi as a TCP.



KALI'UOKAPA'AKAI
COLLECTIVE



Huliauapa'a (the backbone support for the Kali'uokapa'akai Collective) is a non-profit organization whose vision is wahi kupuna thriving through Hawaiian self-determination, and whose mission is to grow Hawai'i's communities through culturally based dimensions of innovative learning, leadership development and collaborative networking in wahi kūpuna stewardship.

www.kaliuokapaakai.org   @kaliuokapaakaicollective